

EA CONCEPT FOREX RENKO TOPS-BOTTOMS :

Usable voor MT4

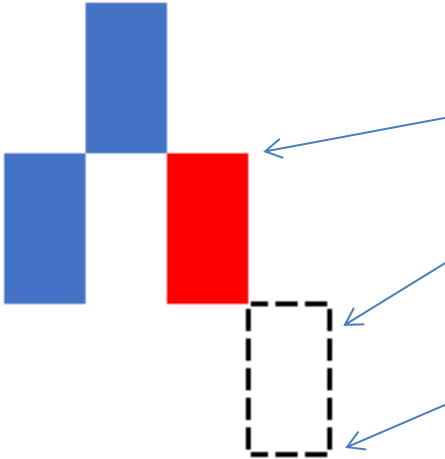
Moneymanagement : 0.01 (adjustable)

Brick value in pips : 5 (adjustable)

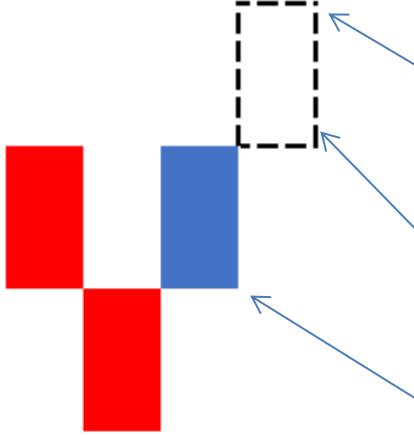
Instruments : all

Timeframe : all ? (we working with Renko-bricks)

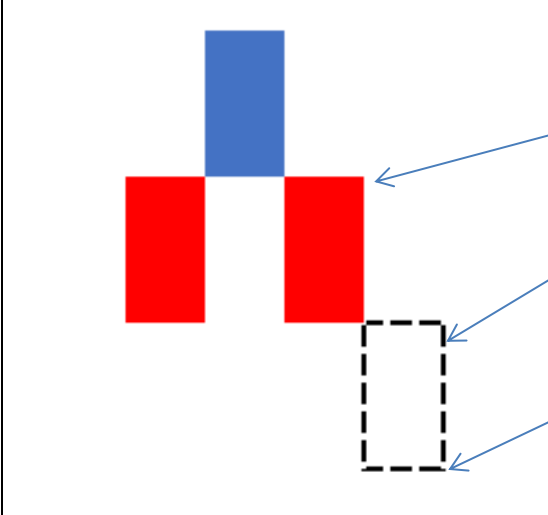
TOP

	<p>Set up : two bullish bricks, followed by at bearish one.</p> <p>Stoploss, adjustable</p> <p>Entry short position (difference between closing bearish brick and entry position is 1 pip), is adjustable.</p> <p>“Lock in” profit and go further with a trailing stop when this new Renko brick has formed</p>
---	---

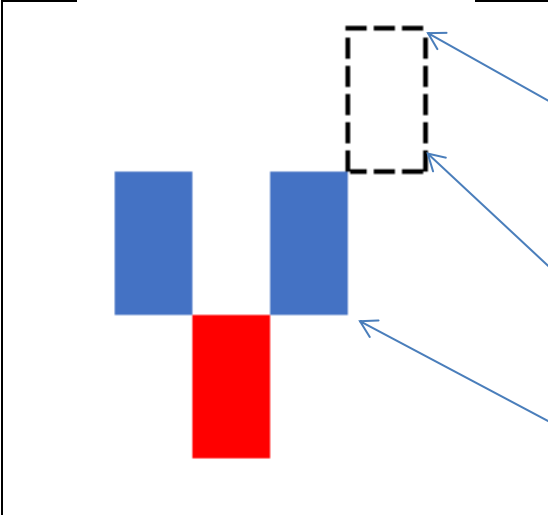
BOTTOM

	<p>Set up : two bearish bricks, followed by a bullish brick</p> <p>“Lock in” profit and go further with a trailing stop when this new Renko brick has formed</p> <p>Entry long position (difference between closing bullish brick and entry position is 1 pip), is adjustable.</p> <p>Stoploss, adjustable</p>
---	--

BEARISH TRENT

	<p>Set up : bearish brick, bullish brick, followed by at bearish one.</p> <p>Stoploss, adjustable</p> <p>Entry short position (difference between closing bearish brick and entry position is 1 pip), is adjustable.</p> <p>“Lock in” profit and go further with a trailing stop when this new Renko brick has formed.</p>
---	--

BULLISH TRENT

	<p>Set up : two bearish bricks, followed by a bullish brick</p> <p>“Lock in” profit and go further with a trailing stop when this new Renko brick has formed</p> <p>Entry long position (difference between closing bullish brick and entry position is 1 pip), is adjustable.</p> <p>Stoploss, adjustable</p>
--	--

SCREENSHOT of my RENKO Chart with sma(5) :

