


 Discuss

 Watch

 Custom Analysis

Copy

Algo Trading Club Horizon Pro

 [mralgotradingclub](#) Real (USD), [EXNESS](#) , Technical , Automated , MetaTrader 4

 Track record  Trading privileges  Live update  Cashback

Drawdown:	46.93%
Balance:	\$35,397.79
Equity:	(100.04%) \$35,412.08
Highest:	(Sep 04) \$35,652.37
Profit:	\$33,397.79
Interest:	-\$1,806.82
Deposits:	\$2,486.00
Withdrawals:	\$486.00
Updated	17 hours ago
Tracking	80

Chart


Growth

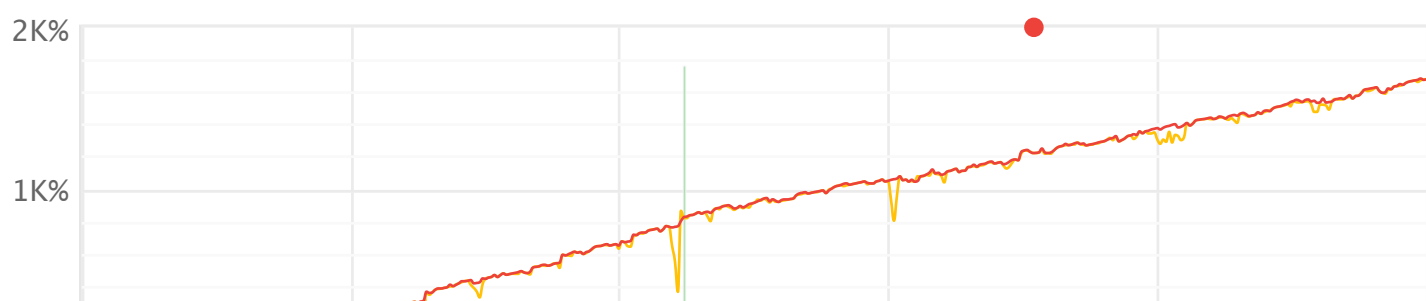
Balance

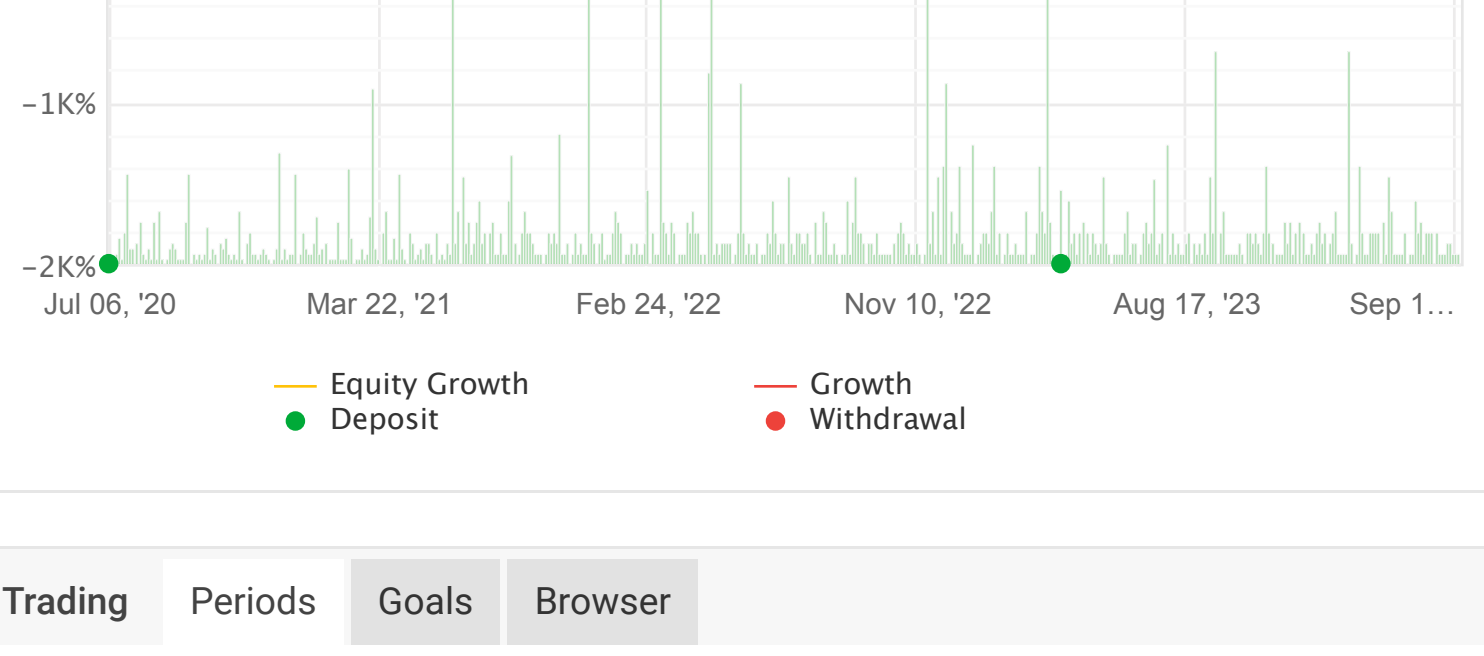
Profit


Drawdown

Margin New








Trading	Periods	Goals	Browser
	Gain (Difference)	Profit (Difference)	Pips (Difference) Win% (Difference) Trades (Difference)
Today	+0.00% (-)	\$0.00 (-)	+0.0 (-) 0% (-) 0
This Week	+0.00% (+0.68%)	\$0.00 (+\$241.17)	+0.0 (+120.0) 0% (0%) 0
This Month	-0.27% (-1.79%)	-\$96.29 (-\$625.89)	-40.0 (-187.3) 71% (-16%) 7
This Year	+12.51% (-18.74%)	\$3,934.76 (-\$3,556.15)	+548.4 (+13.1) 77% (+3%) 102

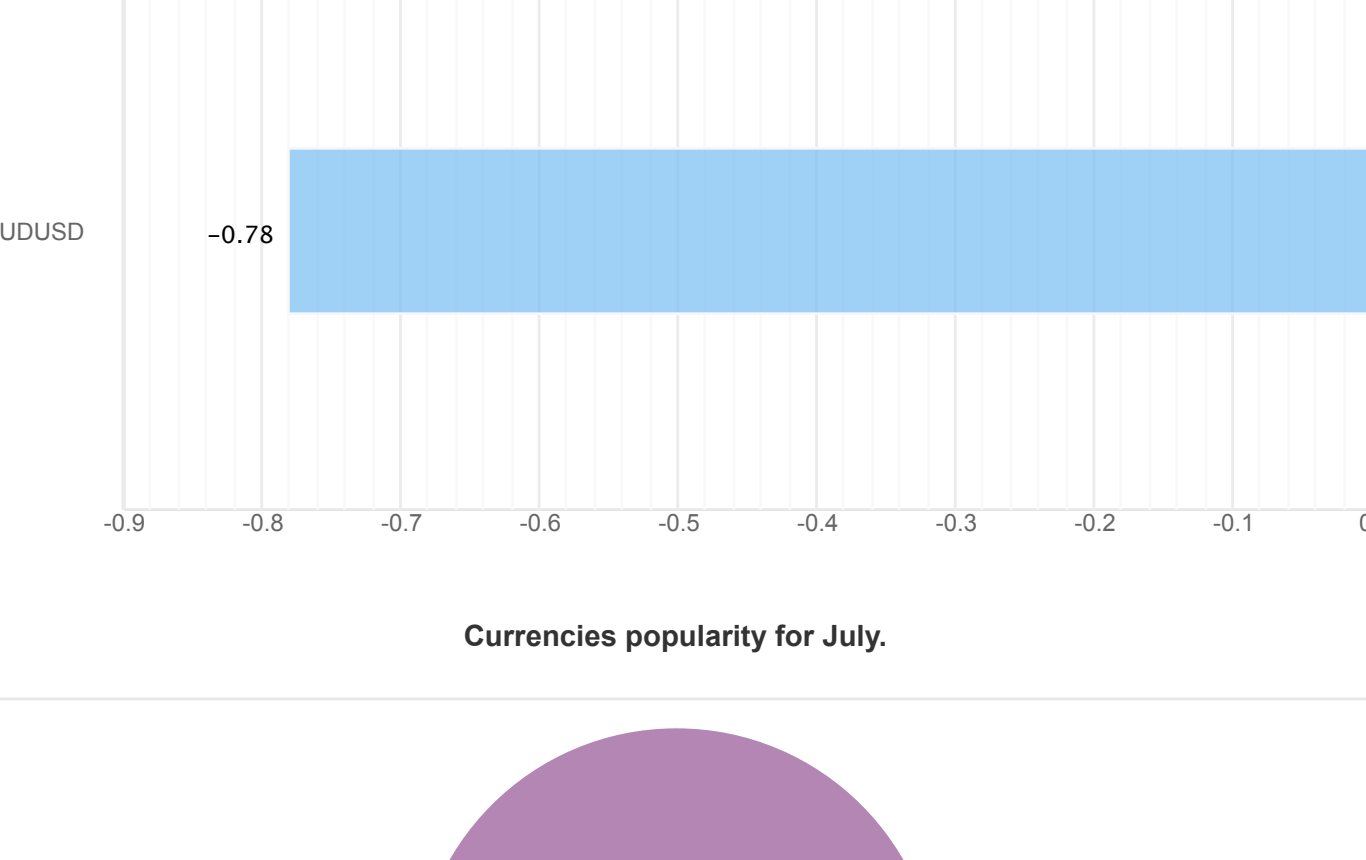
Advanced Statistics	Trades	Summary	Hourly	Daily	Risk of Ruin	
Trades:						861
Profitability:						<div></div>
Pips:						2,327.9
Average Win:						38.57 pips / \$135.01
Average Loss:						-105.73 pips / -\$252.11
Lots :						276.08
Commissions:						\$0.00
Longs Won:						(236/321) 73%
Shorts Won:						(411/540) 76%
Best Trade (\$):						(Apr 29) 5,119.77
Worst Trade (\$):						(Apr 29) -1,702.59
Best Trade (Pips):						(Nov 21) 110.4
Worst Trade (Pips):						(Apr 29) -281.5
Avg. Trade Length:						3d
Profit Factor:						1.62
Standard Deviation:						\$316.44
Sharpe Ratio						0.14
Z-Score (Probability):						0.35 (27.36%)
Expectancy						2.7 Pips / \$38.79
AHPR:						0.37%
GHPR:						0.31%

Trading Activity	Open Trades	Open Orders	History (864)	
 Open trades are private.				

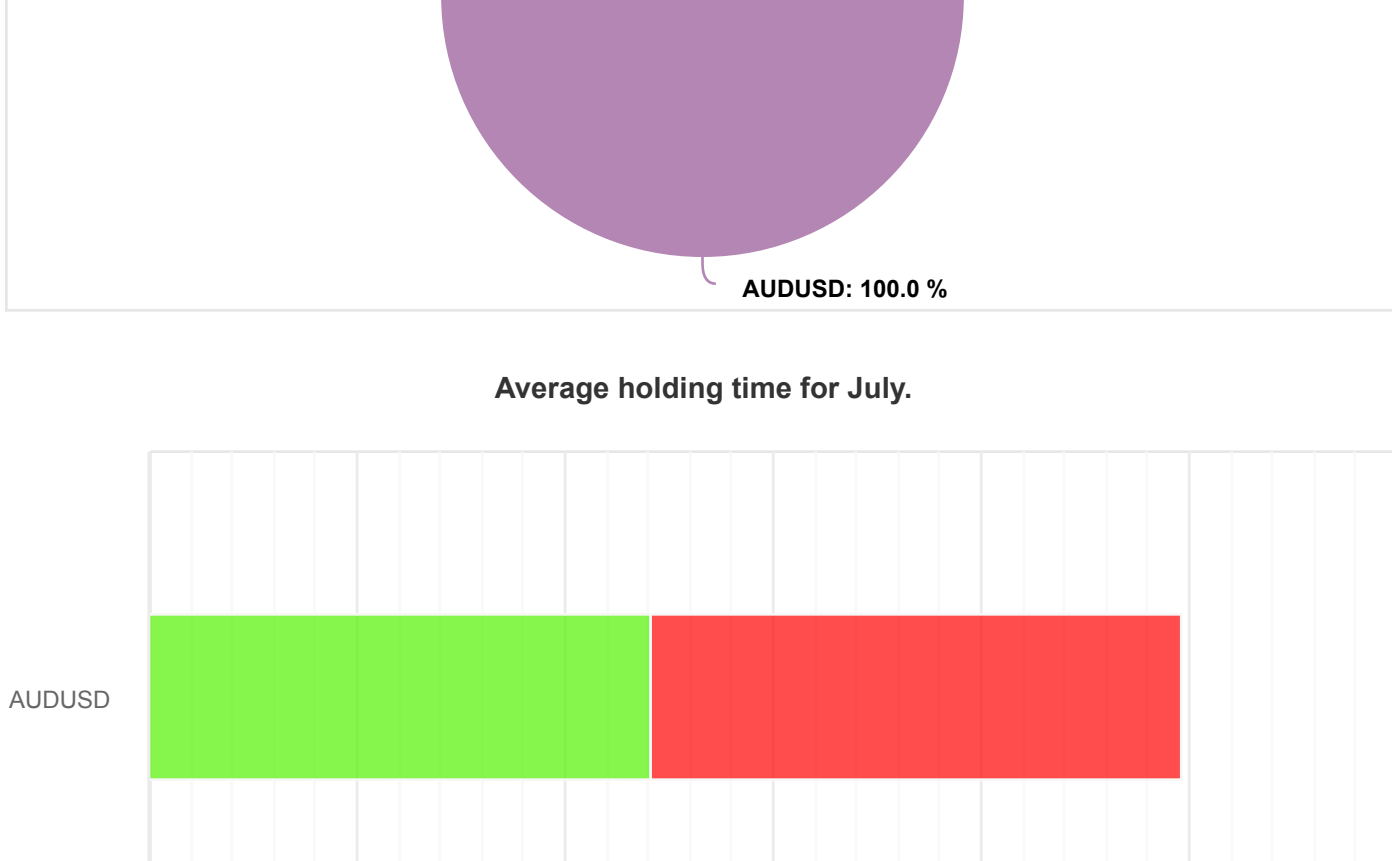
Monthly Analytics	2020	2021	2022	2023	2024
-------------------	------	------	------	------	------

Monthly Gain(Change)


Reward : Risk Ratios for July.



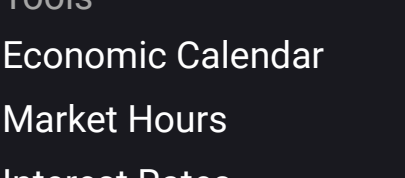
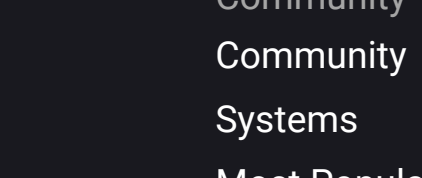

Currencies popularity for July.



Average holding time for July.



Open a Forex account

		
--	---	---

Open Live Account

Open Live Account

Open Live Account

Tools	Community
Economic Calendar	Community
Market Hours	Systems
Interest Rates	Most Popular Systems
Holidays Calendar	Strategies
Forex Market	Contests
Forex Volatility	Forex Charts
Forex Correlation	Forex Sentiment
Forex News	Sentiment Indicator
Forex Analysis	
COT Data	
Liquidity	
Forex Calculators	
Forex Heat Map	
Indicators Heatmap	
Reviews	Brokers
Brokers	Forex Spreads
Prop Trading Firms	Forex Broker Quotes
VPS Services	Forex Broker Swaps
Signal Providers	Forex Broker Volume
EA Programming Services	Forex Broker Promotions Broker News
Affiliate Programs	
PAMM Broker Services	
Rebate Program Services	
Trading Platforms	
Expert Advisors	
Crypto Exchanges	
Platform	Support
Widgets	FAQ
Features	Help
API	Contact Us
RSS	Report a Bug!
Stock Portfolio	About
Affiliate Software	Blog
Advanced Charts	