

Algo Trading Club - AI Super Scalping

Settings

Discuss

Custom Analysis

 thitipathek Real (USD), [IUX Markets](#) , Technical , Automated , 1:500 , MetaTrader 4

-  Track record
-  Trading privileges
-  Live update
-  Cashback

Info

Stats

General

Gain :

Abs. Gain:

Daily

Monthly:

Drawdown:

Balance:

Equity:

Highest:

Profit:

Interest:

Deposits:

Withdrawals:

Updated

Tracking

+1,606.45%

+1,606.45%

0.19%

6.01%

23.93%

\$34,129.07

(99.50%) \$33,957.87

(Jun 14) \$34,562.68

\$32,129.07

-\$1,711.74

\$2,486.00

\$486.00

8 hours ago

80

Chart

Growth

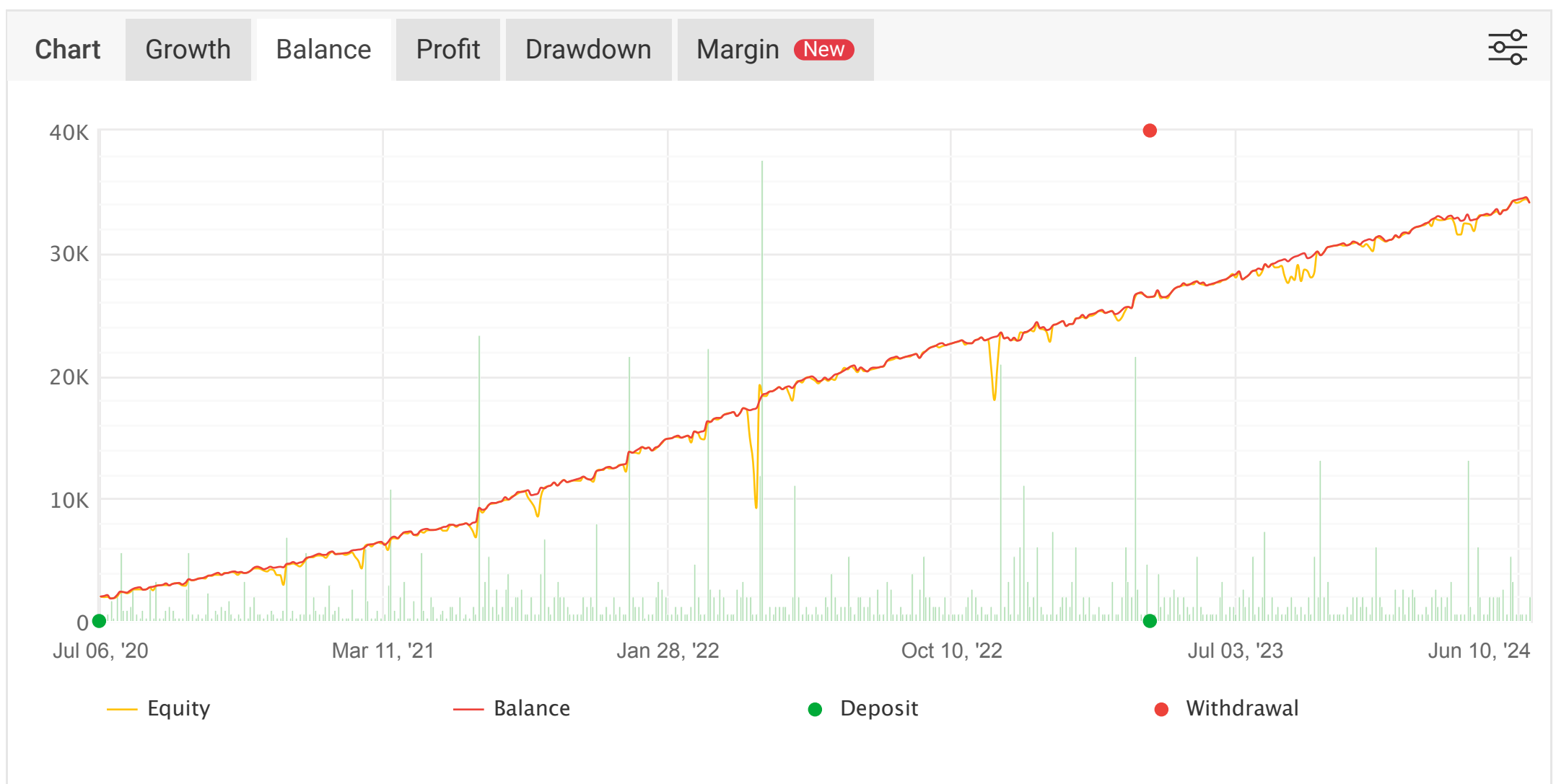
Balance

Profit

Drawdown

Margin

New



| Trading | Periods | Goals | Browser | | | |
|------------|---------|-------------------|--------------------------|-------------------|-------------------|---------------------|
| | | Gain (Difference) | Profit (Difference) | Pips (Difference) | Win% (Difference) | Trades (Difference) |
| Today | | - | - | - | - | - |
| This Week | | -1.25% (-) | -\$433.61 (-) | -200.0 (-) | 33% (-) | 3 (-) |
| This Month | | -1.25% (-2.13%) | -\$433.61 (-\$734.16) | -200.0 (-360.0) | 33% (-67%) | 3 (-1) |
| This Year | | +8.47% (-22.77%) | \$2,666.04 (-\$4,824.87) | +241.1 (-294.2) | 75% (+1%) | 74 (-117) |

| Advanced Statistics | Trades | Summary | Hourly | Daily | Risk of Ruin | Duration | MAE/MFE | |
|---------------------|--------------------------|---------------------|--------------------|------------------------|--------------|----------|---------|--------------------|
| Trades: | 833 | Longs Won: | (229/311) 73% | Profit Factor: | | | | 1.61 |
| Profitability: | | Shorts Won: | (395/522) 75% | Standard Deviation: | | | | \$320.604 |
| Pips: | 2,020.6 | Best Trade (\$): | (Apr 29) 5,119.77 | Sharpe Ratio | | | | 0.14 |
| Average Win: | 38.54 pips / \$135.98 | Worst Trade (\$): | (Apr 29) -1,702.59 | Z-Score (Probability): | | | | 0.40 (31.08%) |
| Average Loss: | -105.39 pips / -\$252.27 | Best Trade (Pips): | (Nov 21) 110.4 | Expectancy | | | | 2.4 Pips / \$38.57 |
| Lots : | 268.48 | Worst Trade (Pips): | (Apr 29) -281.5 | AHPR: | | | | 0.38% |
| Commissions: | \$0.00 | Avg. Trade Length: | 3d | GHPR: | | | | 0.32% |

| Trading Activity | Open Trades | Open Orders | History (836) | Exposure | |
|------------------|------------------|-------------|---------------|----------|------------|
| Open Date | Close date▼ | Symbol | Action | Lots | Open Price |
| 06.14.2024 14:00 | 07.03.2024 17:18 | AUDUSD | Sell | 0.20 | 0.66145 |
| 06.07.2024 09:02 | 07.03.2024 17:03 | AUDUSD | Buy | 0.20 | 0.66744 |
| 05.24.2024 07:00 | 07.03.2024 17:01 | AUDUSD | Sell | 0.20 | 0.65951 |
| 06.13.2024 14:00 | 06.14.2024 12:34 | AUDUSD | Sell | 0.20 | 0.66469 |
| 05.27.2024 18:00 | 06.12.2024 17:33 | AUDUSD | Buy | 0.20 | 0.66593 |
| 05.29.2024 20:00 | 06.10.2024 01:00 | AUDUSD | Sell | 0.20 | 0.6618 |
| 06.04.2024 14:00 | 06.07.2024 16:52 | AUDUSD | Sell | 0.20 | 0.66356 |
| 05.21.2024 07:00 | 05.22.2024 21:21 | AUDUSD | Sell | 0.20 | 0.66554 |
| 05.20.2024 20:00 | 05.22.2024 18:51 | AUDUSD | Sell | 0.60 | 0.66742 |
| 05.16.2024 14:00 | 05.22.2024 18:51 | AUDUSD | Sell | 0.20 | 0.66745 |
| 05.17.2024 21:01 | 05.21.2024 05:01 | AUDUSD | Sell | 1.02 | 0.66926 |
| 05.17.2024 07:00 | 05.21.2024 05:01 | AUDUSD | Sell | 0.60 | 0.66626 |
| 05.15.2024 18:00 | 05.16.2024 03:30 | AUDUSD | Buy | 0.20 | 0.66665 |
| 05.15.2024 09:00 | 05.15.2024 20:00 | AUDUSD | Buy | 0.20 | 0.66474 |
| 05.03.2024 18:00 | 05.15.2024 06:33 | AUDUSD | Buy | 0.60 | 0.66102 |
| 04.24.2024 20:00 | 05.03.2024 15:30 | AUDUSD | Sell | 0.20 | 0.64917 |
| 04.29.2024 09:00 | 05.03.2024 15:30 | AUDUSD | Buy | 0.20 | 0.65681 |
| 05.01.2024 07:00 | 05.03.2024 15:30 | AUDUSD | Sell | 0.20 | 0.64673 |
| 04.30.2024 07:00 | 04.30.2024 16:56 | AUDUSD | Sell | 0.60 | 0.65332 |
| 04.25.2024 09:00 | 04.26.2024 11:07 | AUDUSD | Buy | 0.60 | 0.65119 |

Monthly Analytics

2020

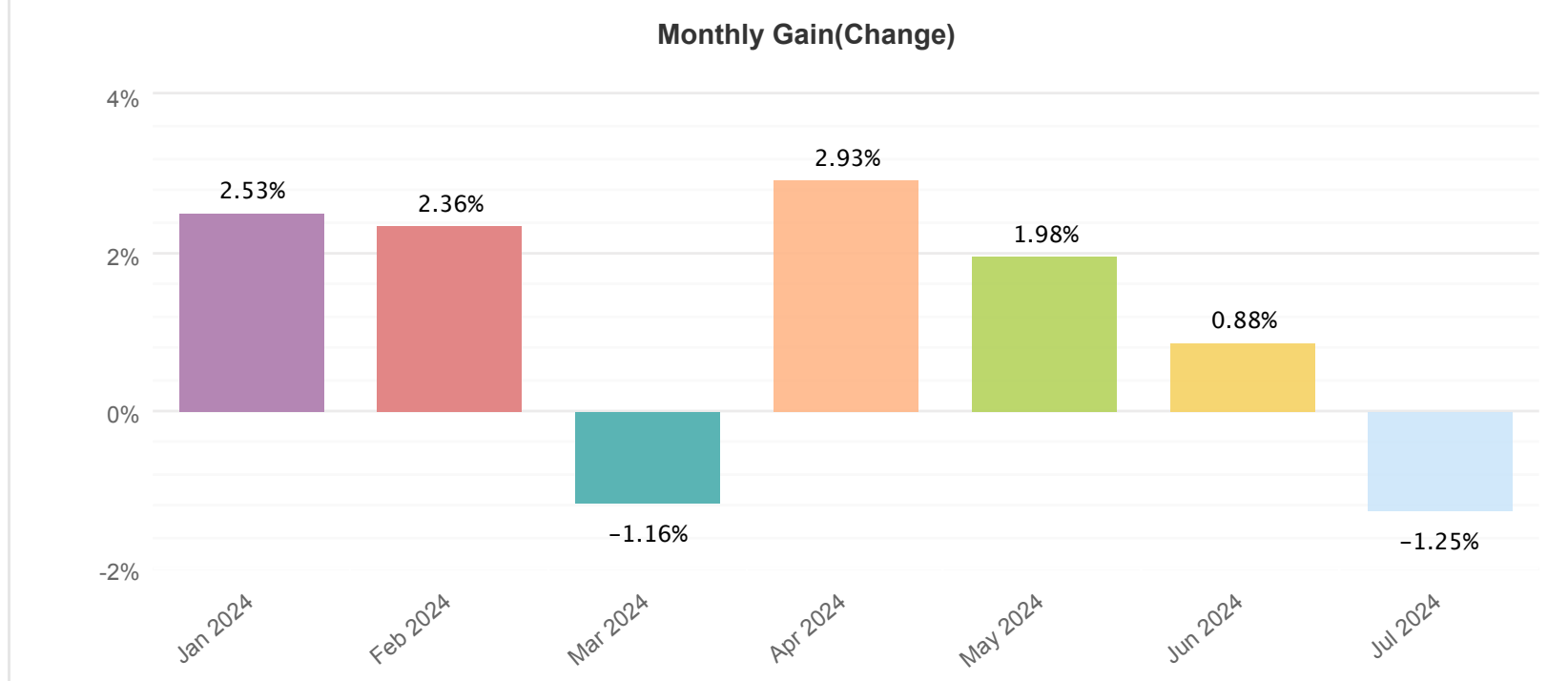
2021

2022

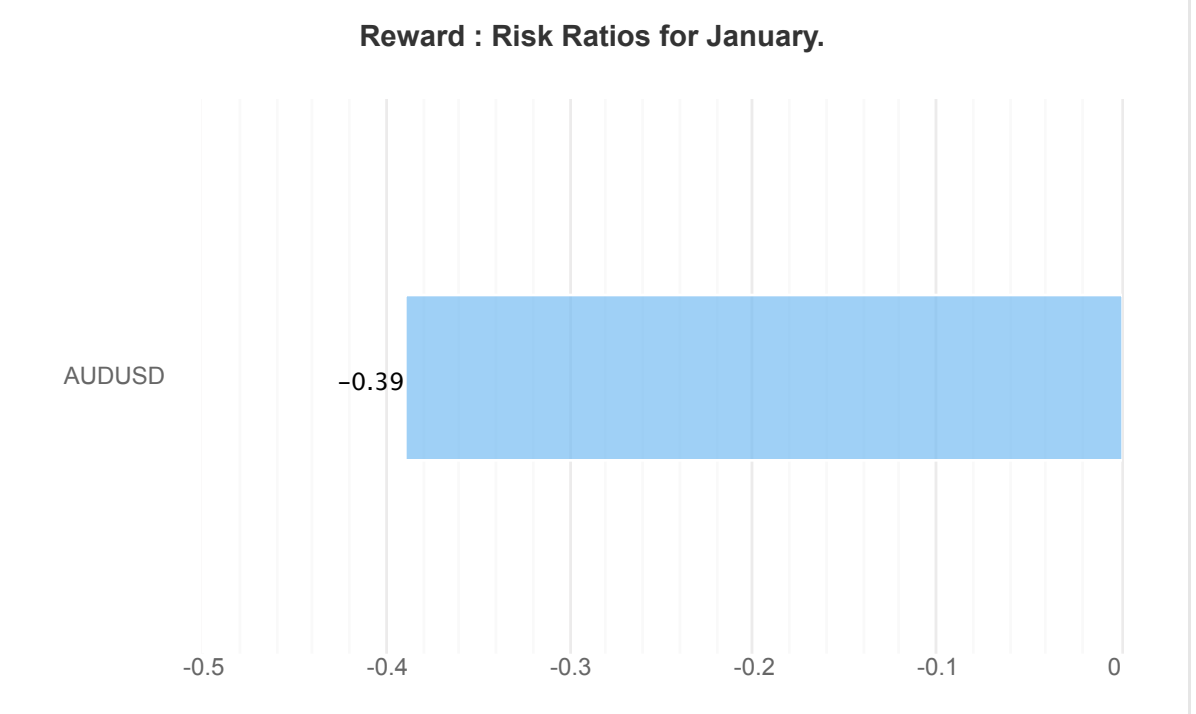
2023

2024

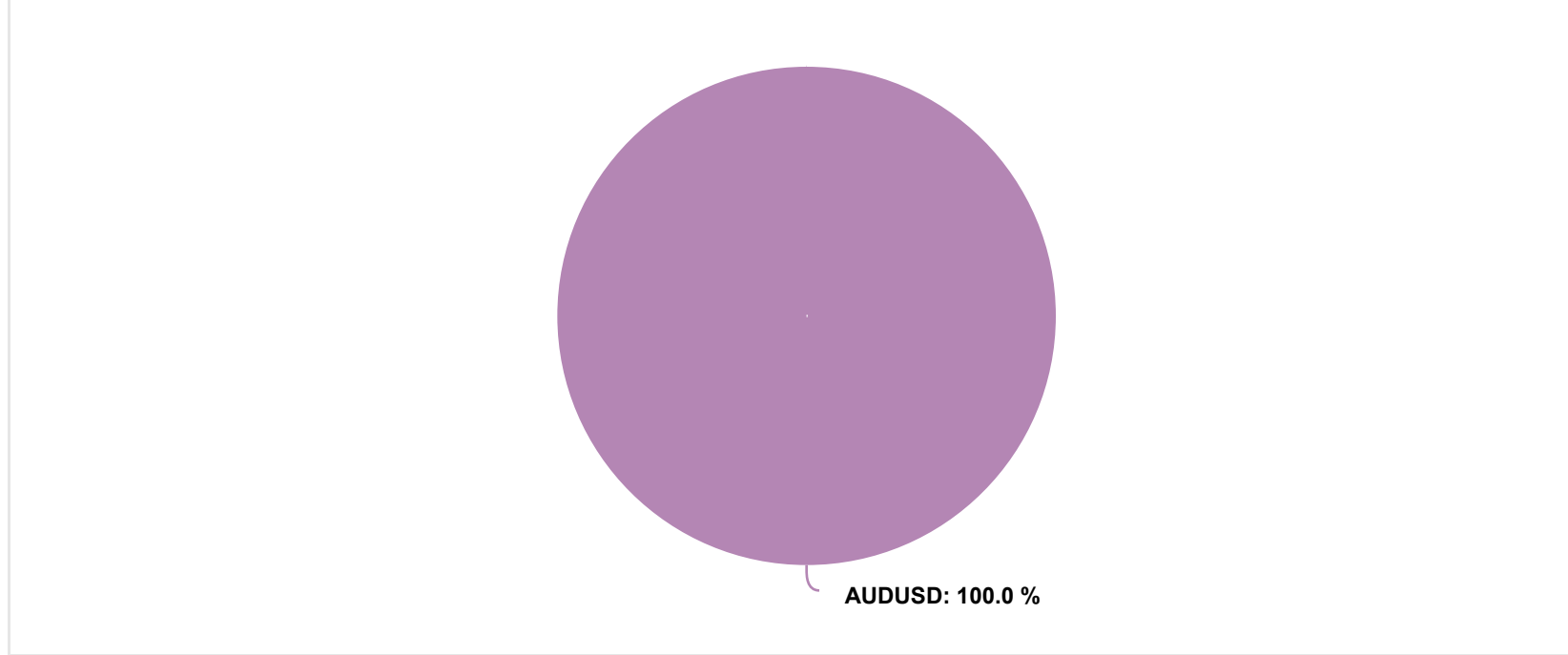
Monthly Gain(Change)



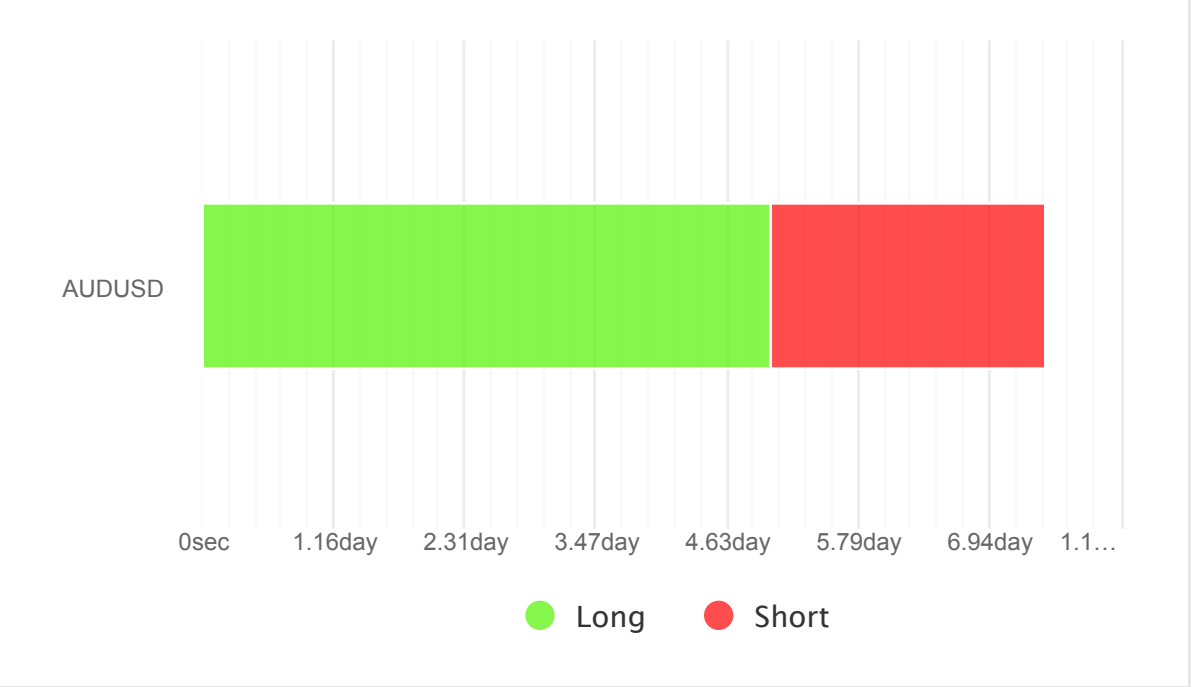
Reward : Risk Ratios for January.




Currencies popularity for January.




Average holding time for January.




Open a Forex account




Open Live Account




Open Live Account



Open Live Account



Open Live Account



Open Live Account

- Tools

Economic Calendar

Market Hours

Interest Rates

Holidays Calendar

Forex Market

Forex Volatility

Forex Correlation

Forex News

Forex Analysis

COT Data

Liquidity

Forex Calculators

Forex Heat Map

Indicators Heatmap
- Community

Community

Systems

Most Popular Systems

Strategies

Contests

Forex Charts

Forex Sentiment

Outlook Indicator
- Reviews

Brokers

Crypto Exchanges

Expert Advisors

Signal Providers

VPS Services

EA Programming Services

PAMM Broker Services

Rebate Program Services

Trading Platforms

Prop Trading Firms
- Brokers

Forex Spreads

Forex Broker Quotes

Forex Broker Swaps

Forex Broker Volume

Forex Broker Promotions

Broker News
- Platform

Widgets

Features

API

RSS

Stock Portfolio

Affiliate Software

Advanced Charts
- Support

FAQ

Help

Contact Us

Report a Bug!

About

Blog