

FX Tools:

Economic Calendar

Interest Rates

FX Calculators

News

Spreads


Sentiment

Forex Heat Map

Correlation

Market Hours

FBS



เทรดได้อย่างปลอดภัย

ดำเนินการตั้งแต่ 0.15

ปกป้องข้อมูลและบัญชี

สเปคเริ่มต้นที่ 0.5 pip

การซื้อขายมีความเสี่ยงสูง การสูญเสียเงินลงทุนเป็นสิ่งที่อาจเกิดขึ้นได้

Khun Ake AI Algo Trading Club (Low Risk)

⚙️ Settings

💬 Discuss

🕒 Custom Analysis

Real (USD), [IC Markets](#) , Technical , Automated , MetaTrader 4

✔️ Track record

✔️ Trading privileges

⚠️ Live update

⚠️ Cashback

Info

Stats

General

Gain :  
Abs. Gain:

0.18%  
5.44%  
24.35%

Balance: \$23,615.32  
Equity: (100.01%) \$23,617.31  
Highest: (Nov 14) \$23,615.32  
Profit: \$21,615.32  
Interest: -\$1,055.96

Deposits: \$2,000.00  
Withdrawals: \$0.00

Updated 2 hours ago  
Tracking 808

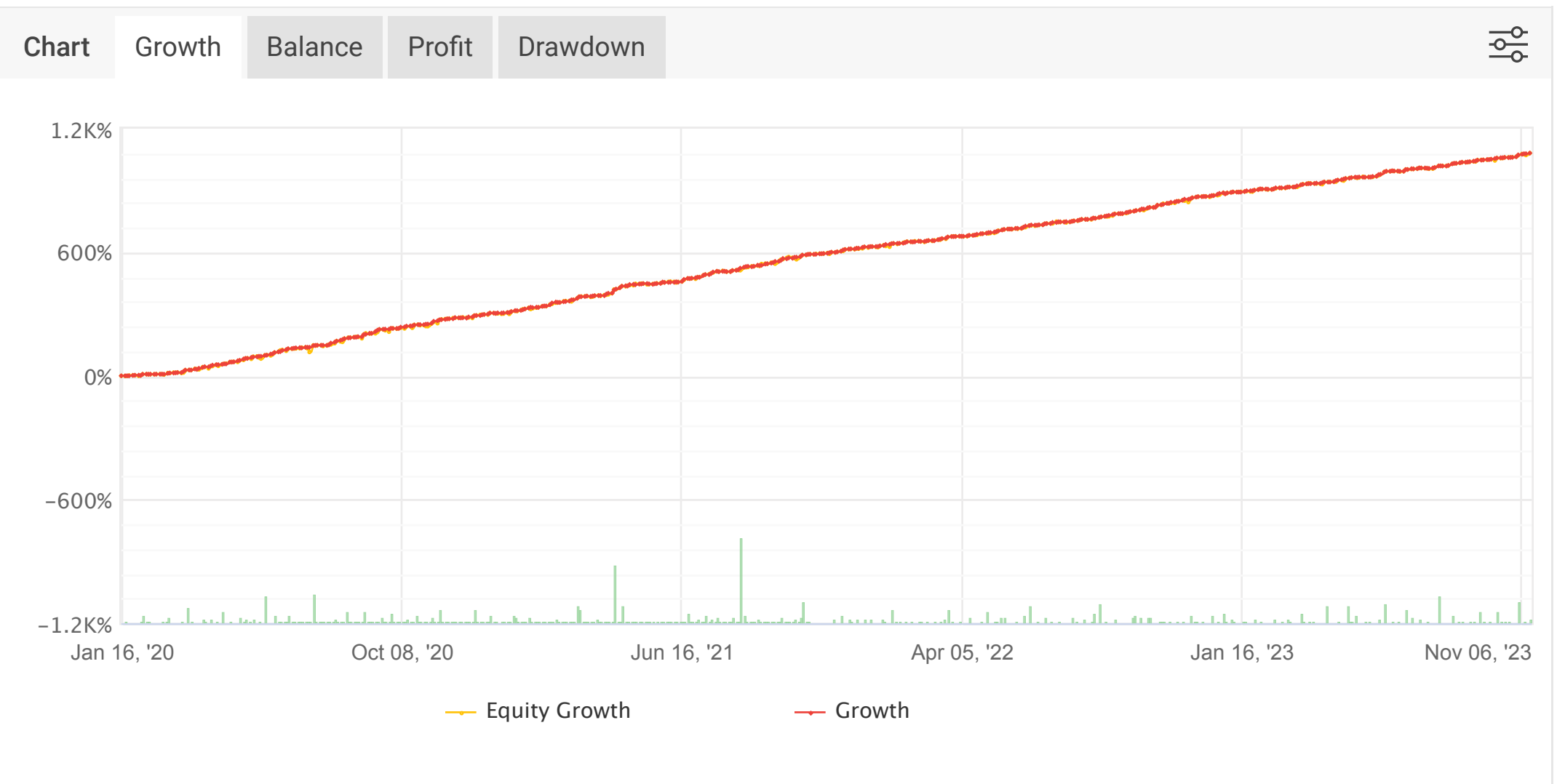
Chart

Growth

Balance

Profit

Drawdown



Trading	Periods	Goals	Browser				
1		Gain (Difference)	Profit (Difference)	Pips (Difference)	Win% (Difference)	Trades (Difference)	Lots (Difference)
Today		+0.00% (-)	\$0.00 (-)	+0.0 (-)	0% (-)	0 (-)	0.00 (-)
This Week		+0.25% (-0.24%)	\$59.45 (-\$56.73)	-8.5 (-106.7)	66% (-9%)	3 (-1)	0.57 (+0.06)
This Month		+1.53% (+0.50%)	\$356.28 (+\$117.67)	-127.0 (-114.3)	58% (+5%)	12 (-3)	3.69 (+1.13)
This Year		+19.01% (-17.47%)	\$3,771.45 (-\$1,532.31)	+237.6 (-971.4)	50% (-5%)	189 (-52)	35.79 (-2.72)

Advanced Statistics	Trades	Summary	Hourly	Daily	Risk of Ruin	Duration	MAE/MFE		
Trades:	888	Longs Won:	(231/423) 54%	Profit Factor:	1.96				
Profitability:	<div><div></div></div>	Shorts Won:	(261/465) 56%	Standard Deviation:	\$150.676				
Pips:	4,165.7	Best Trade (\$):	(Aug 23) 2,264.19	Sharpe Ratio	0.15				
Average Win:	48.28 pips / \$89.80	Worst Trade (\$):	(Aug 23) -535.92	Z-Score (Probability):	2.02 (95.66%)				
Average Loss:	-49.47 pips / -\$56.99	Best Trade (Pips):	(Mar 09) 140.0	Expectancy	4.7 Pips / \$24.34				
Lots :	183.22	Worst Trade (Pips):	(Jun 15) -378.9	AHPR:	0.30%				
Commissions:	\$0.00	Avg. Trade Length:	2d	GHPR:	0.28%				

Trading Activity	Open Trades	Open Orders	History(889)	Exposure								📄
Open Date	Close date▼	Symbol	Action	Lots	Open Price	Close Price	Pips	Profit (USD)	Duration	Gain		
11.09.2023 21:42	11.14.2023 16:02	USDCAD	Sell	0.26	1.38141	1.37541	60.0	109.11	4d	0.46%		
11.09.2023 16:55	11.14.2023 16:02	USDCAD	Sell	0.21	1.37641	1.37541	10.0	11.79	4d	0.05%		
11.06.2023 16:55	11.14.2023 16:02	USDCAD	Sell	0.10	1.36756	1.37541	-78.5	-61.45	7d	-0.26%		
11.08.2023 07:35	11.09.2023 16:55	USDCAD	Sell	0.10	1.37751	1.37678	7.3	3.65	1d	0.02%		
11.06.2023 19:00	11.07.2023 08:22	USDCAD	Buy	0.21	1.36646	1.37246	60.0	91.19	13h 22m	0.39%		
11.02.2023 16:40	11.07.2023 08:22	USDCAD	Buy	0.10	1.3779	1.37246	-54.4	-40.57	4d	-0.17%		
11.03.2023 02:25	11.06.2023 00:01	USDCAD	Sell	0.10	1.37457	1.36604	85.3	61.91	2d	0.26%		
10.27.2023 19:10	11.02.2023 12:46	USDCAD	Sell	1.28	1.38685	1.38085	60.0	513.39	5d	2.24%		
10.26.2023 15:06	11.02.2023 12:46	USDCAD	Sell	0.73	1.38185	1.38085	10.0	24.46	6d	0.11%		
10.25.2023 12:21	11.02.2023 12:46	USDCAD	Sell	0.34	1.37685	1.38085	-40.0	-117.33	8d	-0.51%		
10.19.2023 22:00	11.02.2023 12:46	USDCAD	Sell	0.16	1.37185	1.38085	-90.0	-116.56	13d	-0.50%		
10.17.2023 20:45	11.02.2023 12:46	USDCAD	Sell	0.10	1.36518	1.38085	-156.7	-123.31	15d	-0.53%		
10.18.2023 05:30	10.19.2023 14:50	USDCAD	Buy	0.10	1.36376	1.37179	80.3	57.70	1d	0.25%		
10.16.2023 14:40	10.18.2023 00:00	USDCAD	Buy	0.10	1.363	1.36432	13.2	9.14	1d	0.04%		
10.16.2023 08:55	10.17.2023 18:15	USDCAD	Sell	0.10	1.36516	1.36355	16.1	11.25	1d	0.05%		
10.12.2023 16:50	10.16.2023 14:39	USDCAD	Sell	0.10	1.36303	1.36303	0.0	-1.13	3d	0.00%		
10.13.2023 10:30	10.16.2023 08:55	USDCAD	Buy	0.10	1.36683	1.36517	-16.6	-12.42	2d	-0.05%		
10.11.2023 05:00	10.12.2023 17:25	USDCAD	Buy	0.11	1.35889	1.36489	60.0	47.56	1d	0.21%		
10.09.2023 03:50	10.12.2023 16:50	USDCAD	Buy	0.10	1.36469	1.36316	-15.3	-12.45	3d	-0.05%		
10.10.2023 09:10	10.11.2023 18:30	USDCAD	Sell	0.10	1.36031	1.36027	0.4	-0.29	1d	0.00%		
<div><span>&lt;</span> <span>1</span> <span>2</span> <span>3</span> <span>4</span> <span>5</span> <span>...</span> <span>45</span> <span>&gt;</span></div>												

Monthly Analytics

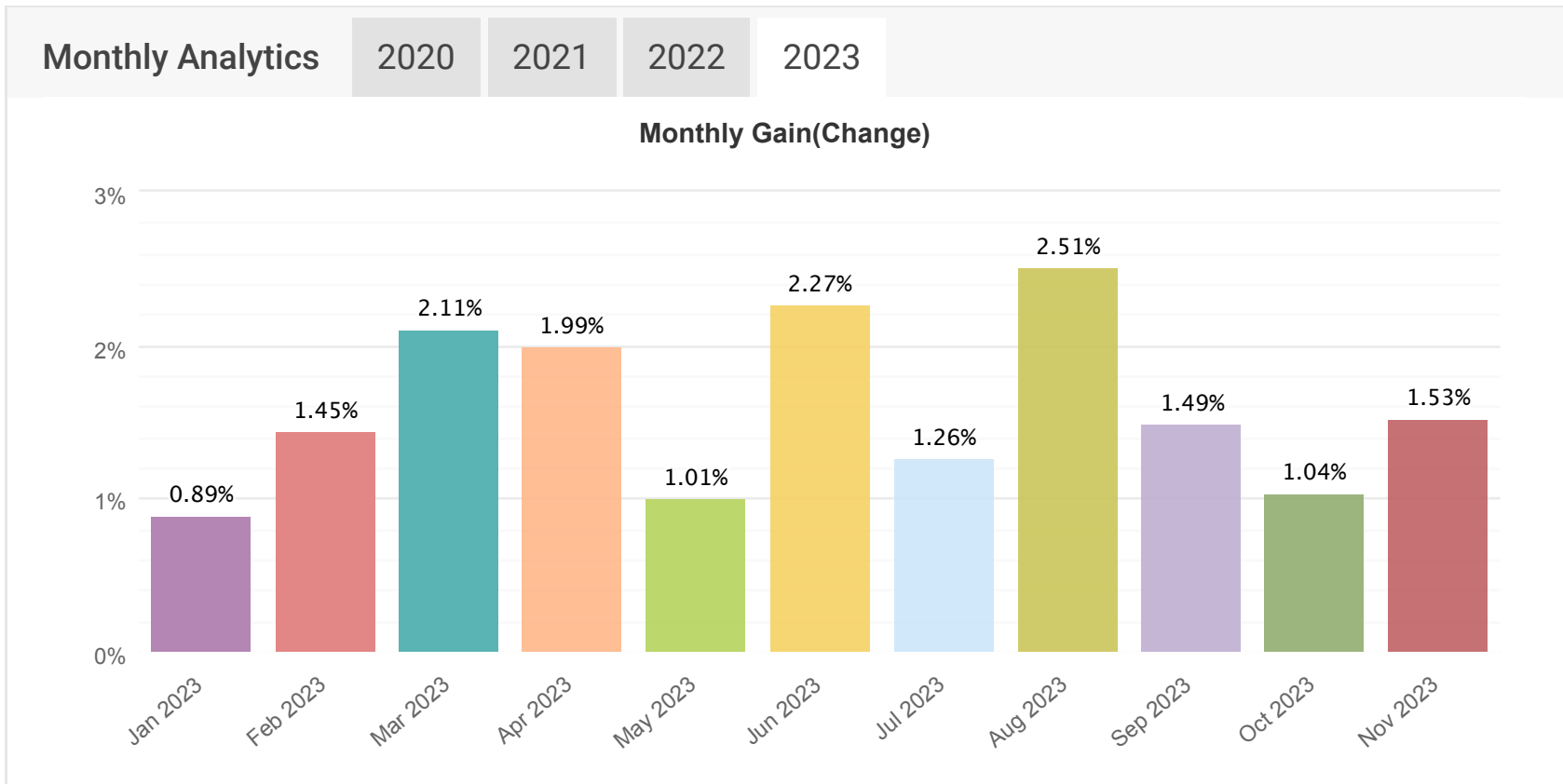
2020

2021

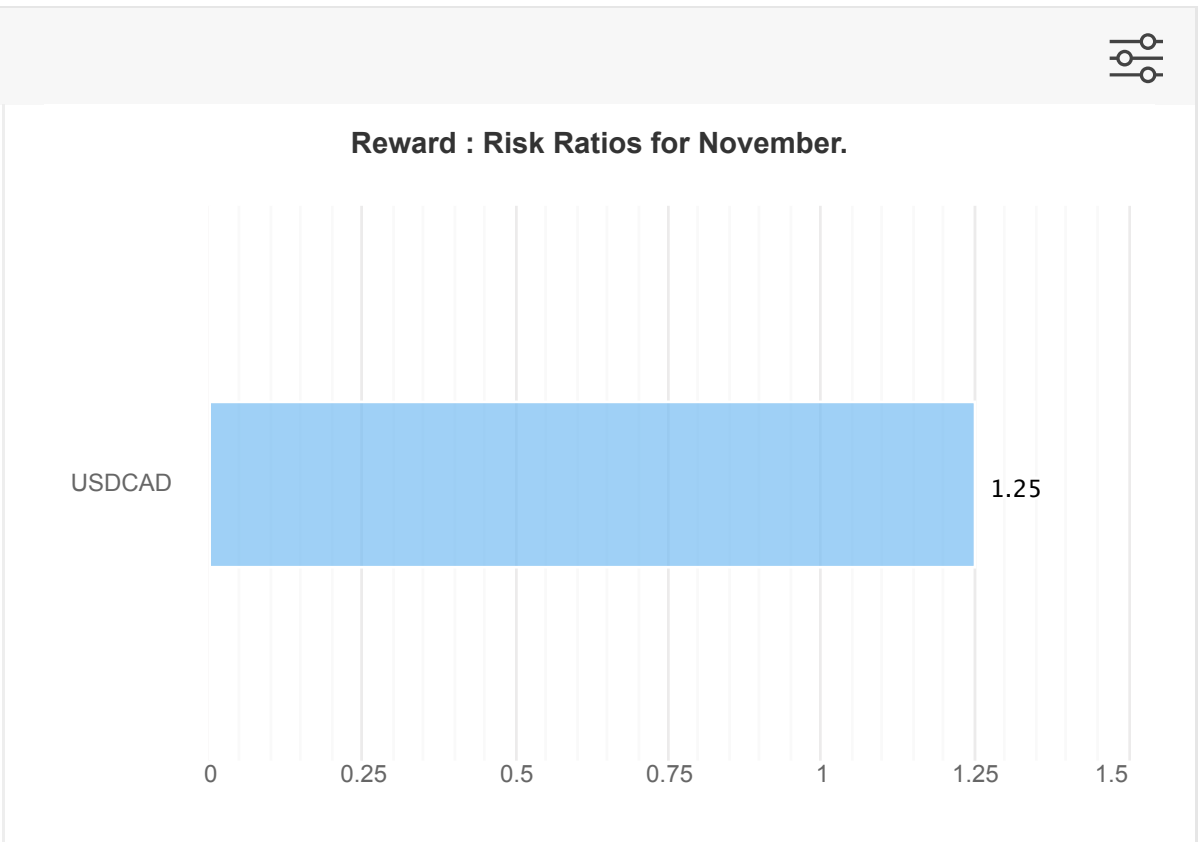
2022

2023

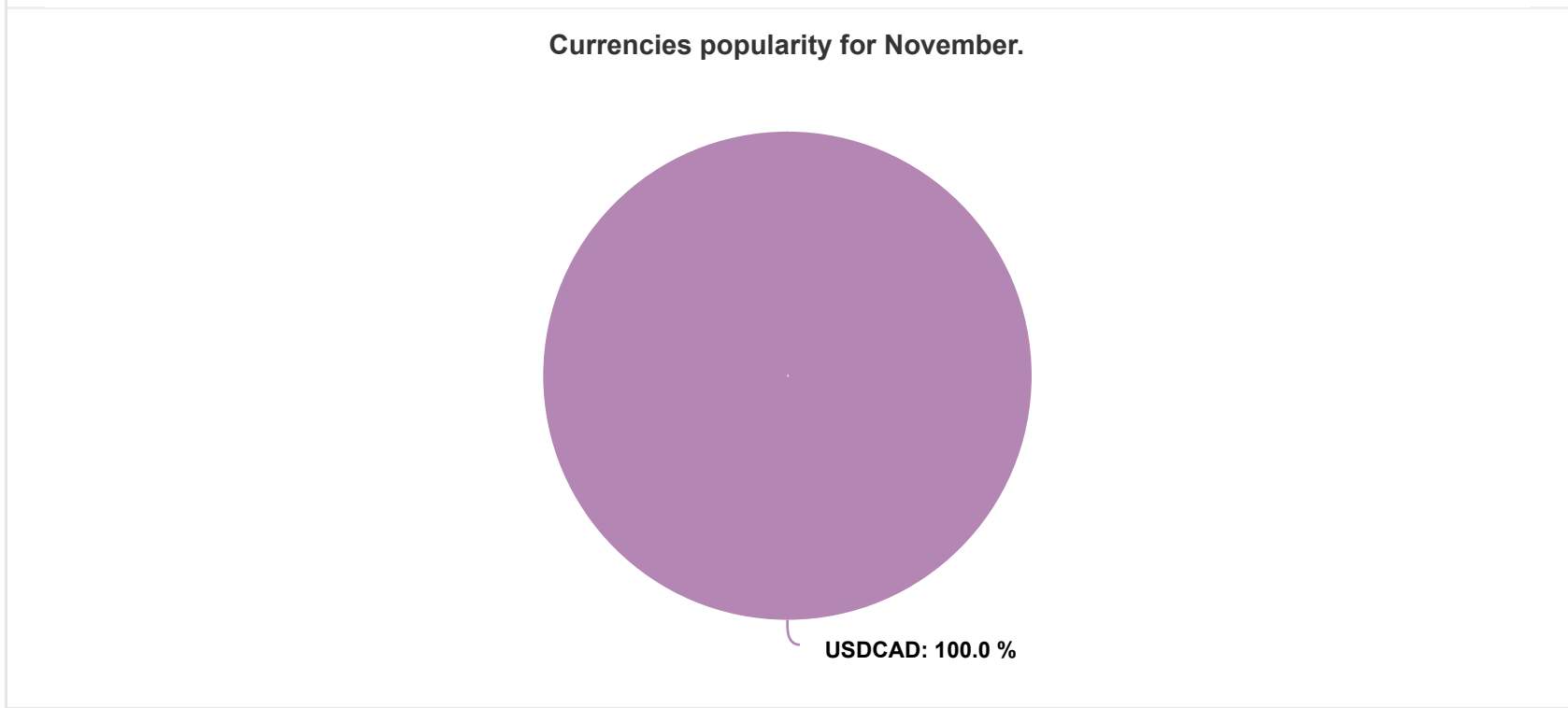
Monthly Gain(Change)



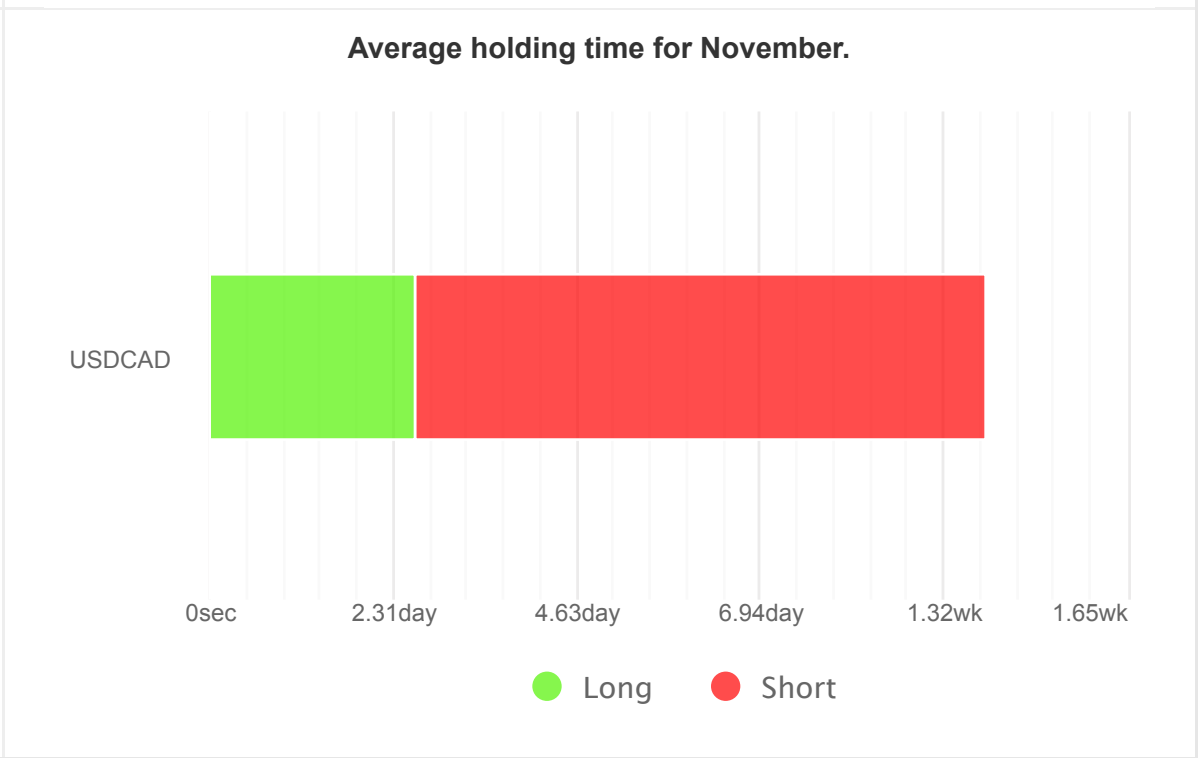
Reward : Risk Ratios for November.



Currencies popularity for November.



Average holding time for November.



Open a Forex account

GO MARKETS

Open Live Account

vantage

Open Live Account

FXGT.com

Open Live Account

Forex4you

Open Live Account

TICKMILL

Open Live Account